



QUARTERLY REPORT OF REVENUE AND OTHER RECEIPTS
As at the Quarter Ending June 30, 2023


Department : Department of Labor and Employment (DOLE)
 Agency/Entity : Professional Regulation Commission
 Operating Unit : Central Office
 Organization Code (UACS) : 16 008 0100000
 Fund Cluster : 01 - Regular Agency Fund

Classification/Sources of Revenue and Other Receipts	UACS CODE	REVENUE TARGET (Annual) per BESF	Actual Revenue and Other Receipts Collections					Cumulative Remittance/Deposits to Date			Variance		Remarks
			1st Quarter Ending March 31	2nd Quarter Ending June 30	3rd Quarter Ending September 30	4th Quarter Ending December 31	Total	Remittance to BTr	Deposited with AGDB	Total	Amount	%	
1	2	3	4	5	6	7	8=(4+5+6+7)	9	10	11=(9+10)	12=(8-3)	13=(12/3)	14
Regular Agency Fund		1,259,879,000.00	566,129,921.49	320,878,375.14	0.00	0.00	887,008,296.63	0.00	908,215,483.23	908,215,483.23	(372,870,703.37)	-30 %	
Revenue Collections		1,259,879,000.00	566,129,921.49	320,878,375.14	0.00	0.00	887,008,296.63	0.00	908,215,483.23	908,215,483.23	(372,870,703.37)	-30 %	
Cash Revenue		1,259,879,000.00	566,129,921.49	320,878,375.14	0.00	0.00	887,008,296.63	0.00	908,215,483.23	908,215,483.23	(372,870,703.37)	-30 %	
Non-Tax		1,259,879,000.00	566,129,921.49	320,878,375.14	0.00	0.00	887,008,296.63	0.00	908,215,483.23	908,215,483.23	(372,870,703.37)	-30 %	
Registration Fees	4020102000	141,634,000.00	81,574,500.00	36,233,020.00	0.00	0.00	117,807,520.00	0.00	117,961,620.00	117,961,620.00	(23,826,480.00)	-17 %	
Licensing Fees	4020106000	457,540,000.00	194,057,292.00	126,828,832.00	0.00	0.00	320,886,124.00	0.00	322,731,317.00	322,731,317.00	(136,653,876.00)	-30 %	
Legal Fees	4020109000	0.00	1,020.00	930.00	0.00	0.00	1,950.00	0.00	1,940.00	1,940.00	1,950.00	0 %	
Other Verification and Authentication Fees	4020111099	164,714,000.00	85,861,000.00	62,738,700.00	0.00	0.00	148,599,700.00	0.00	149,300,900.00	149,300,900.00	(16,114,300.00)	-10 %	
Fines and Penalties - Service Income	4020114000	12,599,000.00	5,754,093.80	3,872,694.00	0.00	0.00	9,626,787.80	0.00	9,677,595.80	9,677,595.80	(2,972,212.20)	-24 %	
Other Service Income	4020199099	45,216,000.00	8,016,052.98	7,169,163.88	0.00	0.00	15,185,216.86	0.00	25,104,425.46	25,104,425.46	(30,030,783.14)	-66 %	
Examination Fees	4020203000	438,176,000.00	190,813,525.00	83,912,000.00	0.00	0.00	274,725,525.00	0.00	283,262,212.00	283,262,212.00	(163,450,475.00)	-37 %	
Miscellaneous Income	4060999000	0.00	52,437.71	123,035.26	0.00	0.00	175,472.97	0.00	175,472.97	175,472.97	175,472.97	0 %	
GRAND TOTAL		1,259,879,000.00	566,129,921.49	320,878,375.14	0.00	0.00	887,008,296.63	0.00	908,215,483.23	908,215,483.23	(372,870,703.37)	-30 %	

Certified Correct:

 ROSEMO C. PAULENG, JR.
 Accountant
 Date: July 28, 2023 08:13 PM

Certified Correct:
 N/A
 N/A
 Date: July 28, 2023 08:13 PM

Recommending Approval By:

 JOSE A. ABUNDO
 Director IV, PMFS
 Date: July 28, 2023 08:15 PM

Approved By:

 CHARITO A. ZAMORA
 Agency Head
 Date: July 28, 2023 08:17 PM